

kitchen+bath makeovers™

15
EASY
UPGRADES
FOR \$50
(OR LESS)

big dreams real budgets

This Weekend:

- * Build a banquette p.27
- * Update a showerhead p.34
- * Refresh your cabinets p.83

**WATT'S UP: All about
the new lightbulbs** p.18

BHG.com/KitchenBath

SUMMER 2015
Display until August 24

\$5.99 U.S.






OPPOSITE: Painting the ceiling teal connects this kitchen to a nearby living room. Designer Kristy Kropat balanced the lime green quartz-surfacing countertops and bold ceiling with the multiple gray surfaces and fixtures. **LEFT:** This sleek faucet operates with a joystick and folds away when not in use.

rev it up

A car-loving bachelor drives a dated 1950s California kitchen into sleek, modern 21st-century design.

WRITER MEGAN BOETTCHER
PHOTOGRAPHER ED GOHLICH
FIELD EDITOR ANDREA CAUGHEY
STYLIST KAREN REINECKE



Rare Turquoise
(DEA133)
Dunn-Edwards

Room size 112 sq ft

Budget \$20,779

Why we love it

The fearless colors
and metallic accents
inspire us to go big.





If you love the graphic style and color in this kitchen, flip to page 102 to see Ben Jackson's bath makeover.

cars are fun.

So is this colorful San Diego kitchen. And so is its owner, Ben Jackson. The original kitchen in Ben's 1950s fixer-upper, however, was not fun. A recessed area on the range wall created an unnecessary detour in a basic galley kitchen. Interior designer Kristy Kropat straightened the wall and created an uninterrupted stretch of counter space that made the galley layout more efficient. Bonus: The change gave more square footage to a bedroom closet.


Kropat also put the brakes on the dated blue tile countertops. Seamless lime green quartz-surfacing and Ben's love of cars set the tone for the kitchen's new design. "We wanted the counters to be bold, and we also wanted to be true to the era of the house," Kropat says. She balanced the bold countertops with sleek metallic-laminate upper cabinets and frameless full-overlay base cabinets in a charcoal gray laminate. The cabinetry has a sleek yet masculine feel. "Even the knobs and pulls resemble motorcycle handles," Kropat says.

Next to the refrigerator, tall pantry doors repeat the green countertop color. In a clever twist, Kropat used magnetic laminate for this bank of cabinetry, which sits by the back door. "I leave reminders for myself on the pantry doors almost every day," Ben says. "I never would have thought of that, but I'm so glad Kristy suggested it."

This level of attention to detail is found throughout the kitchen. On the floor, porcelain tile offers durability and the look of a concrete floor found in a mechanic's shop. Even the jointed faucet, with smooth maneuverability, has an automotive feel. Playful and fun, the colors and materials suit the young homeowner in this kitchen designed for the long haul.

RESOURCES BEGIN ON PAGE 106.

OPPOSITE: Pairing a cooktop with a wall oven allows an uninterrupted countertop edge profile—very noticeable in this bold color. **ABOVE RIGHT:** Reminiscent of chrome motorcycle handles, the hardware makes a bold statement. **RIGHT:** Gray ceramic backsplash tile is a design nod to tire tracks.





The laminate on the pantry doors acts as a dry-erase board—plus it's magnetic.



Dinner @ 7
Thursday



- Coffee
- Milk
- Sugar
- Watermelon



budget

Appliances

Cooktop	845
Dishwasher	849
Microwave/vent	485
Oven	1,388
Refrigerator	1,697

Cabinetry

Cabinets	8,500
Hardware	500

Plumbing

Faucet	700
Sink	420

Surfaces

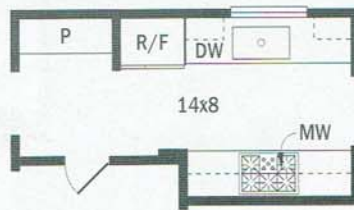
Backsplash tile	1,295
Countertop	2,700
Floor tile	700

Miscellaneous


Light fixtures	700
----------------	-----

Total **\$20,779**

Costs do not include labor unless noted.



Creating a traditional galley layout increased the kitchen's efficiency. Full-height pantry cabinets near the back door boost storage.



OPPOSITE: The tall pantry cabinets are shallow enough to prevent items from getting lost in the back. **ABOVE RIGHT:** Ceramic tile in a variegated gray offers the look of concrete without the cost. **ABOVE, FAR RIGHT:** Metallic-look banding on all the cabinets adds an unexpected design element.

Pick Color with Confidence

Let your personality shine. Want to dabble in bold color, but don't want to end up with a garish room? Here are some tried-and-true tips to bring bright colors into your design.

PICK A SPOT. Select a single element, such as countertops or cabinetry, to play host to your signature shade. Avoid the temptation to use color everywhere.

STRIKE A BALANCE. Use neutrals to counter vibrant colors. Dark tones ground bright shades. Whites make them seem lighter.

PLAY IT UP. Use accessories, such as colorful pottery, countertop appliances, or window treatments, to bring in color without committing permanently to a trendy hue.

TRY IT. Give your room a new look with a fresh coat of paint on the walls—or the ceiling. Paint is an inexpensive and quick way to update your kitchen.




OPPOSITE: The mosaic glass tile that runs the full height of the wall makes the vanity area seem bigger in the main bath in Ben Jackson's San Diego home. Frameless full-overlay laminate cabinets look high-end without the price of custom cabinetry. **LEFT:** Located near the home's back door, the bath's adjustable-height, handheld showerhead offers the flexibility to quickly rinse off boots or pets.

hip to be square

Rearranging this bath's boxy floor plan opens it up to new possibilities.

WRITER MEGAN BOETTCHER • PHOTOGRAPHER ED GOHLICH
FIELD EDITOR ANDREA CAUGHEY • STYLIST KAREN REINECKE



Room size
42 sq ft

Budget
\$9,451

Why we love it
Squares are more fun
outside geometry class.



Want to see more of this home? Flip to page 72 to see Ben Jackson's modern kitchen makeover.

creating good flow

in a small bath with two entrances is a challenge, but interior designer Kristy Kropat did just that in Ben Jackson's colorful San Diego home by rearranging major elements.

Originally, one of the doors, when open, blocked access to the vanity. Next to the sink was a cavelike shower, and the opposite wall housed the toilet. Moving the door to the kitchen a few inches allowed Kropat room to swap the toilet and vanity. Now the toilet area has more privacy, and the sink wall benefits from a 6-foot-long stretch of counter and vanity storage space. And Ben doesn't have to tuck behind a door for a quick look in the mirror.

The last hurdle was updating the shower. "The shower was so small that I could barely turn around in it," Ben says. Widening the shower to a comfortable 40 inches and changing one shower wall from a full wall to a half-wall topped with glass made the shower—and the whole room—feel bigger. "Opening up the shower made a much more welcoming bathroom," Kropat says.

With the basic fixtures in place, Kropat amplified the bath's style factor. "I wanted a beachy feel that also had a modern look," Ben says. Dazzling Italian glass mosaic tile in watery blue tones does the job. "Carrying the tile from the counter to the ceiling creates a beautiful focal point and adds visual height," Kropat says. In the shower, she paired the small square tiles with white ceramic tile in a cube pattern. Ceramic tiles suit this 1950s home, and the geometric pattern complements the room's many rectangular accents. The overall effect of the improved layout and updated design is both comfortable and cool.

RESOURCES BEGIN ON PAGE 106.



The multitude of grout lines makes mosaic tile a safe choice for a slip-resistant floor.

budget

Cabinetry

Cabinets	1,250
Hardware	75

Plumbing

Faucet	700
Shower fixtures	800
Sink	400
Toilet	300

Surfaces

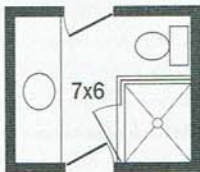
Countertop	1,000
Floor tile	300
Glass shower enclosure	1,000
Mosaic tile	2,000
Paint	90
Shower wall tile	936

Miscellaneous

Light fixtures	300
Mirror	300


Total **\$9,451**

Costs do not include labor unless noted.



Shifting a door a few inches created space for a wall-to-wall vanity that wouldn't impede traffic patterns in the double-entry bathroom. The toilet moved across the room, to the site of the original sink, and a half-wall visually expands the shower.

OPPOSITE TOP: Floor-to-ceiling white tile lightens the shower area, resulting in an expansive feel. **OPPOSITE BOTTOM:** Repeating the blue mosaic tile on the half-wall and shower floor visually connects with the vanity wall across the room. **BELOW LEFT:** Italian glass mosaic tiles in cool watery blues pay homage to the nearby California beaches. **BELOW RIGHT:** An undermount sink and single-lever faucet enhance the bath's sleek style. **BOTTOM LEFT:** Easy-to-grip pulls look like solid squares from the front. **BOTTOM RIGHT:** Combining vanity lights, overhead recessed fixtures, and a skylight results in ideal illumination.



disted Green, **millwork paint** color-matched Decorator's White—Benjamin Moore; 888/236-7777; benjaminmoore.com [P]. **Knobs and bin pulls** **lower cabinets** Marston in antique bronze, continued; similar items available, **knobs for upper cabinets** Round Glass Knob with polished metal base—Restoration Hardware; 800/910-9835; restorationhardware.com. **Countertops** Pearl in Gloss with Square Edge—IceStone, Brooklyn; 718/624-4900; icestoneusa.com. **Refrigerator** 71063—Kenmore; kenmore.com. **Refrigerator** HD17282U, **dishwasher** SHE55M15UC from Revolution 500 series—Bosch; 800/944-2904; bosch-home.com/us. **Range hood** PWV18—Vent-A-Hood Co.; 800/331-2492; ventahood.com. **Microwave oven** Prestige NN-SD688S—Panasonic; 800/405-0652; shop.panasonic.com. **Flooring** Blank to match existing—Emerson Hardwood; emersonhardwood.com. **Pendant light at island** Fluted Glass Globe Pendant, **pendant at window seat** Bulb Glass Pendant, **pendant at kitchen window** Edelweiss Pendant, not available—Shades of Light; 800/262-6612; shadesoflight.com. **Recessed can lighting** Halo with Clear Reflector and White Trim—Cooper Lighting by Eaton; cooperindustries.com. **Light blue on top shelf by refrigerator**—Vitrifiedstudio; vitrifiedstudio.com. **Bowls, plates, juice glasses**—Crate & Barrel; 800/967-6696; crateandbarrel.com (product line varies).



open season PAGES 66-71

Kitchen designer: Melissa Lee, Bespoke Only; hello@bespokeonly.com; bespokeonly.com. **Contractor:** Dominik Szubart; dominikszubart@gmail.com. **Cabinetry** Lidingo, **bin pulls** Fågleboda, **pulls** Fintorp, **hood** Luftig, **cooktop** Dåtíd, **wall oven and microwave oven** Nutid, **cowhide rug**—IKEA; ikea-usa.com. **Countertop** White Arabascato QM6800—QuartzMaster; 800/333-9456; quartzmasters.com. **Backsplash** subway tile—Milestone Kitchen & Bath Corp., Sunnyside, New York; 718/782-2209; milestonekitchenbath.com. **Sink faucet** Bistro B1201C in polished chrome—Riobel; 866/473-8442; riobel.ca. **Refrigerator** RFG297HDRS—Samsung; 800/726-7864; samsungusa.com. **Wall paint** Stonington Gray, **paint for molding, ceiling, and chimney wall** White Dove—Benjamin Moore; 888/236-6667; benjaminmoore.com [P]. **Pendant lighting over island** Clemson Prismatic Double Pendant 68070371 in polished nickel—Restoration Hardware; 800/910-9836; restorationhardware.com. **Pendant lighting over dining table** Darlana Medium Lantern CHC2165 in Aged Iron—Circa Lighting; 877/762-2323; ciricalighting.com. **Flooring** BL Wire-Brushed in mixed lengths—Siberian Floors; siberianfloors.com. **Kitchen blinds** 2-inch Bamboo in black—The Shade Store; 800/754-1455; theshadestore.com. **Floor runner** Birmingham Black Woven Cotton—Dash & Albert Rug Co.; 800/658-5035; dashandalbert.com. **Counter stools** Saddle Counter Stool, **bench at table** Commune A—White on White Furniture; 888/674-5923; whiteonwhite.com. **Dining table** Small Amsterdam Table—Organic Modernism, Brooklyn; 718/388-2036; organicmodernism.com. **Dining chairs** Saddle in Crossweave Fabric in Steel and Ivory—West Elm; 866/428-6468; westelm.com (product line varies).



rev it up PAGES 72-77

Interior designer: Kristy Kropat, Kropat Interior Design, San Francisco; 858/405-3535; kropatinteriordesign.com. **Builder:** Paul Heiskala, Heiskala Construction, Chula Vista, California; 619/427-7310. **Cabinetry** custom color and brushed-steel cabinets—through Kropat Interior Design, San Francisco; 858/405-3535; kropatinteriordesign.com. **Cabinet pulls**—San Diego Hardware Co., San Diego; 619/232-7123; sandiegohardware.com. **Countertop** Silestone in Green Fun—Cosentino USA; 800/291-1311; silestoneusa.com. **Ceiling paint** Rare Turquoise DEA133—Dunn-Edwards Paints; 888/337-2468; dunnedwards.com. **Backsplash and floor tiles**—BDG Design Group, San Diego; 619/291-3234; bdgdesigngroup.com. **Faucet** Karbon—Kohler Co.; 800/456-4537; us.kohler.com. **Refrigerator, dishwasher, range, microwave oven**—KitchenAid; 800/422-1230; kitchenaid.com. Appliances were purchased through Ferguson; for store locations see ferguson.com.



over the moon

PAGES 94-97

Interior designers: Kelly Kole and Joann Kandrac, Kandrac & Kole Interior Designs, Inc., Atlanta; 404/514-9699; kandrac-kole.com.

Cabinetry Bria Vanity Cabinets with Hawthorne style in Zinc with Slate accent—Dura Supreme Cabinetry; durasupreme.com. **Cabinet hardware**—the Asbury collection in polished nickel—Top Knobs USA, Inc.; 800/499-9095; topknobsusa.com.

Countertops Carrara marble, **frameless shower door**—through Kandrac & Kole Interior Designs, Atlanta; 770/514-9699; kandrac-kole.com. **Sinks**

—Kohler Co.; 800/456-4537; us.kohler.com. **Shower tub** Collette Freestanding Acrylic Tub—Signature Hardware; 866/855-2284; signaturehardware.com.

Faucets, tub filler, shower fixtures in brushed nickel—Brizo; 877/345-2749; brizo.com.

Recessed lighting on vanity mirrors Reed Single Light—Visual Comfort & Co.; 866/344-3875; visualcomfort.com.

Floor and shower tile Fabrique in Blanc Linen—ProSource Tiles & Flooring; 800/787-7748; prosourcefloors.com for a dealer near you [T].

Shower floor tile Savoy Offset in Deep Blue—Ann Sacks; 800/278-8453; annsacks.com. **Wallpaper** Regal in Blue and White—Thibaut Design; 800/223-0704; thibautdesign.com.

Blue garden stool—Wisteria; 800/767-5490; wisteria.com.

Bar stool—Grandin Road; 866/668-5962; grandinroad.com. **Blinds** Duette Lite Rise—

Blinds by Douglas Window Fashions; 800/937-7895; blindsbydouglas.com. **Wall paint** Light French Gray

—The Sherwin-Williams Co.; 800/474-3794; sherwin-williams.com [P].



time traveler

PAGES 98-101

Sink—Overstock.com; 800/843-2446; overstock.com. **Vanity**—Revival Antiques, Raleigh; 919/833-3444; revival-antiques.com. **Tub, wainscoting**

beaded board, trim, medicine cabinet, sconce lighting—Home Depot USA, Inc.; homedepot.com. **Sink and shower faucets**—Lightinthebox.com; lightinthebox.com. **Shower wall tile** Subway

tile—Lowe's; lowes.com. **Antique doors on linen cabinet**—Oddfellows Antiques, Asheville, North Carolina; oddfellowssavl.blogspot.com. **Door fabric**—

World Market; 877/967-5362; worldmarket.com (product line varies). **Wall paint above wainscoting**

Seapearl, **floor paint** Coventry Gray—Benjamin Moore; 888/236-6667; benjaminmoore.com [P].

Paint for wainscoting and trim Clean White WV31001—The Valspar Corp.; 800/845-9061; valspar.com [P]. **Hanging caddy**—Pottery Barn;

800/922-5507; potterybarn.com (product line varies). **Soaps, brush**—Whole Foods Market, Inc.;

wholefoodsmarket.com. **Shower curtain**—Target Stores; 800/800-8800 for a retail store near you; target.com (product line varies).



hip to be square

PAGES 102-105

Interior designer: Kristy Kropat, Kropat Interior Design, San Francisco; 858/405-3535; kropatinteriordesign.com.

Builder: Paul Heiskala, Heiskala Construction, Chula Vista, California; 619/427-7310.

Cabinetry custom laminate—Kropat Interior Design, San Francisco; 858/405-3535; kropatinteriordesign.com. **Faucets**—through Ferguson; for store

locations see ferguson.com. **Wall tile**—BDG Design Group, San Diego; 619/291-3234; bdgdesigngroup.com. **Countertop** Silestone in White Platinum

—Cosentino USA; 800/291-1311; silestoneusa.com.

Ceiling and wall paint Precious Stone M470-6—Behr Premium Plus Paints, sold exclusively at Home Depot USA; homedepot.com [P].